
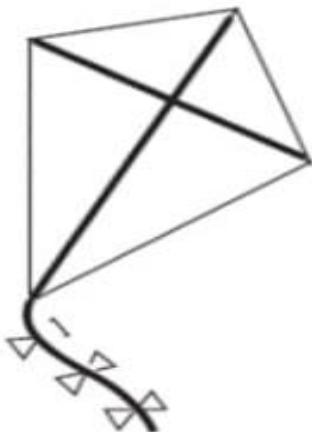



ENGLISH

- * PRACTICE READING (a to e sound stories)
- * Try to identify pictures and learn the names of a to e sound words.
- * Learn the names of days of week by observing the calendar.
- * Paste pictures of e and f sound words in scrap book.
- * Colour the objects that begin with letter A.



MATHS

* Paste 5 -5 pictures of things which are red and yellow in colour in the scrap book.

* Stick different things like bindi, icecream stick or any other decorative items. Count them and write the correct number for ex. Paste 3 bindi – 3.

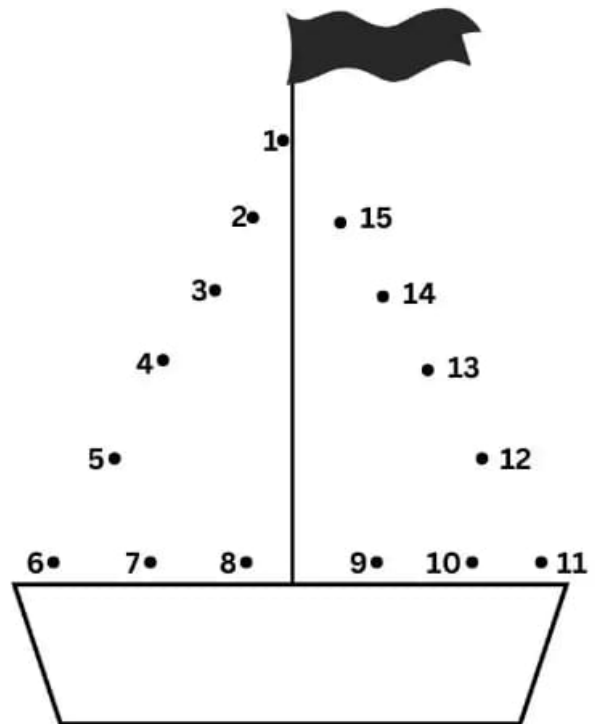

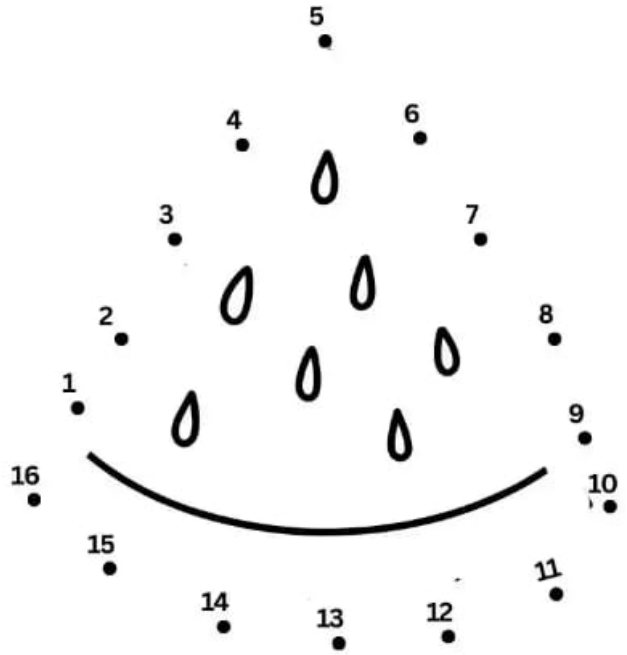
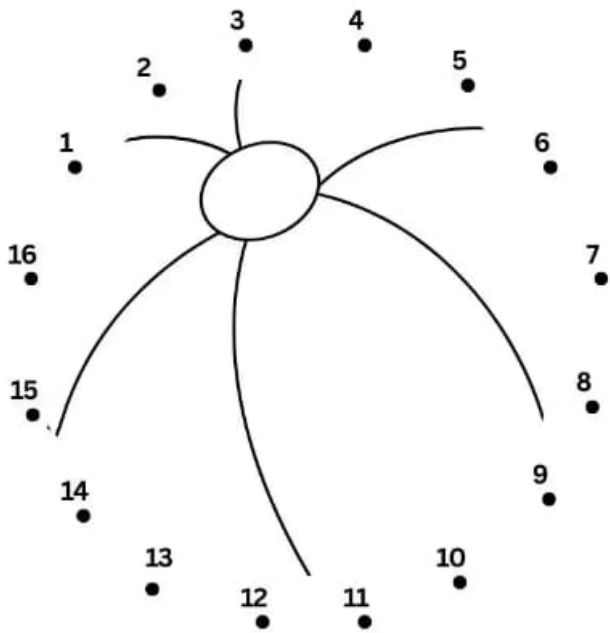
* Count and circle the correct number-

| | |
|--|---|
|  4 2 3 |  4 1 5 |
|  2 5 3 |  1 2 3 |
|  4 5 1 |  3 2 1 |





Instruction: // Draw and connect the numbers and color the resulting picture.



DO Fun with maths pg. No. 69 to 74.

हिंदी

| | | | | |
|---|---|---|---|---|
| क | ख | ग | घ | ङ |
| च | छ | ज | झ | ञ |

इसका अभ्यास कर के 5 बार HW कॉपी में लिखिए ।

अक्षर को चित्र से मिलाओ

क

.

.



ख

.

.



ग

.


.



घ

.

.



च

.

.







छ

.

.



चित्र के सही अक्षर पर गोला लगाओ

| | |
|---|-------|
|  | च ख क |
|  | ज ख ग |
|  | क र घ |
|  | ग क घ |

EVS

- * Paste pictures of any 6 parts of body.
- * Learn the names of different sources of water and draw in EVS HW copy.
- * Do the experiment of floating and sinking water as in pg. 17 of Int.activity book and make videos of that.
